



TP572M

Peak Power:185-205Wp

MODULE CHARACTERISTICS

- Plus Only Power Tolerance: 0-+3%
- High Mechanical Load Strength:
Product to Withstand High Wind Loads (2400Pa) and High Snow Loads (5400Pa) in Accordance with IEC 61215
- Fully Automated Production Line:
 - Better Soldering
 - Better Cell Spacing Tolerance: $\pm 0.3\text{mm}$
 - Better and More Consistent Product Quality

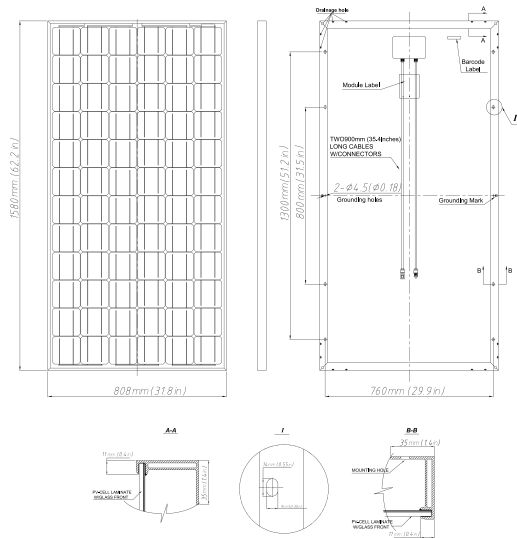


ELECTRICAL PARAMETERS* TP572M

MODEL	185	190	195	200	205
Maximum Rated Power at STC	185W	190W	195W	200W	205W
Voltage at Maximum Power (Vmp)	36.5V	36.7V	37.0V	37.3V	37.5V
Current at Maximum Power (Imp)	5.11A	5.22A	5.32A	5.42A	5.49A
Open Circuit Voltage (Voc)	44.9V	45.1V	45.3V	45.5V	45.7V
Short Circuit Current (Isc)	5.51V	5.62V	5.73V	5.85V	5.92V
Module Efficiency $\eta_m(\%)$	14.5	14.9	15.3	15.7	16.1
Power Tolerance	0-+3%				
Temperature Coefficient	Pmax		-0.45%/°C		
	Voc		-0.35%/°C		
	Isc		+0.05%/°C		
	NOCT		45 \pm 2°C		

* STC: 1000 w/m², 25 °C, AM 1.5

TECHNICAL DRAWINGS

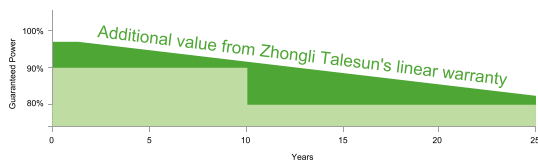


DIMENSIONS

Cell Type	Mono Crystalline
Cell Dimensions	125 × 125mm(5inch)
Cell Arrangement	72 (6 × 12)
Weight	15kg(33.1lbs)
Module Dimensions	1580 × 808 × 35mm(62.2 × 31.8 × 1.4inch)
Cable Length	900mm(35.4inch)
Cable Cross Section Size	4mm ² (0.006sq.in)
No. of Bypass Diodes	3/6
Packing Configuration	28pcs/Pallet, 336pcs/20hq, 784pcs/40hq
Frame	Anodized Aluminium Alloy
Junction Box	IP 65 Rate

WARRANTY

Product Quality Warranty: 10 years

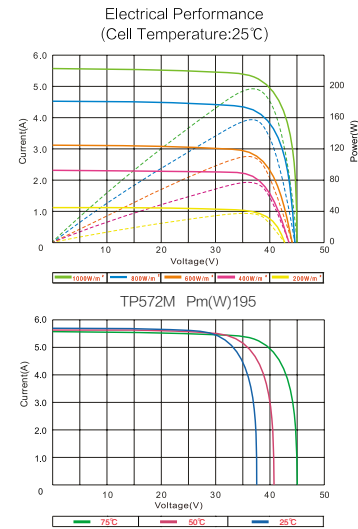


CERTIFICATIONS & STANDARDS

IEC61215, IEC61703, UL1703, IEC61701(Salt Mist Corrosion Test), IEC62716(Ammonia Corrosion Test)

I-V CURVE

Output under different radiation and temperature conditions.



OPERATING CONDITIONS

Maximum System Voltage	1000V/DC(IEC)
Operating Temp.	-40°C~+85°C
Maximum Series Fuse	10A
Static Loading	5400pa
Conductivity at Ground	0.1 Ω
Safety Class	II
Resistance	≥ 100MΩ
Connector	MC4 Compatible

Performance as Set Forth Below:

- During the first year, TALESUN guarantees the actual power output of the module will be no less than 97% of the labeled power output.
- From year 2 to year 24, the actual annual power decline will be no more than 0.7%; by the end of year 25, the actual power output will be no less than 80% of the labeled power output.